



ASPIRE

HEADCOUNT TRENDS

2024

CENTRE HEADS GROUP
INTERIM REPORT





PARTICIPATING COMPANIES



TOP LINE NUMBERS BREAKDOWN

50,877  54,065
JANUARY 2024 JANUARY 2025

707 ———— AVG. HEADCOUNT PER COMPANY ———— 751

349 ———— MEDIAN HEADCOUNT PER COMPANY ———— 390

72

COMPANIES
TRACKED

6.3

% INCREASE

8.7

AVG. NEW JOBS
PER DAY

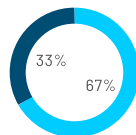
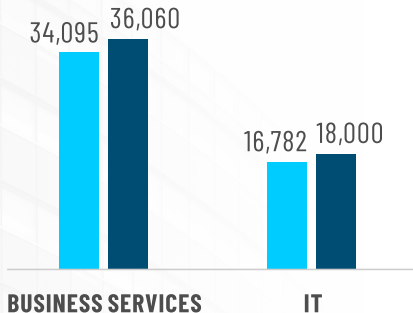


JOBS SPLIT BREAKDOWN

JANUARY 2024



JANUARY 2025



JOBS PROFILE
IN KRAKÓW

● BUSINESS SERVICES
● IT

NEW JOBS:

1,965
(+5.8%)

1,128
(+6.7%)



HEADCOUNT CHANGE BREAKDOWN

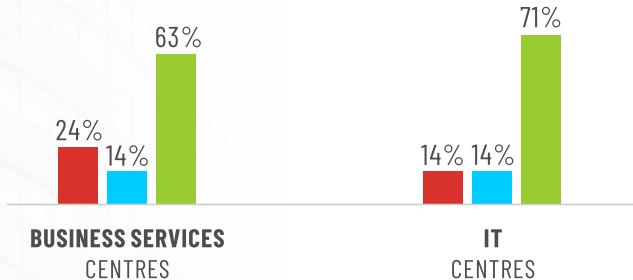
DECREASE IN HEADCOUNT



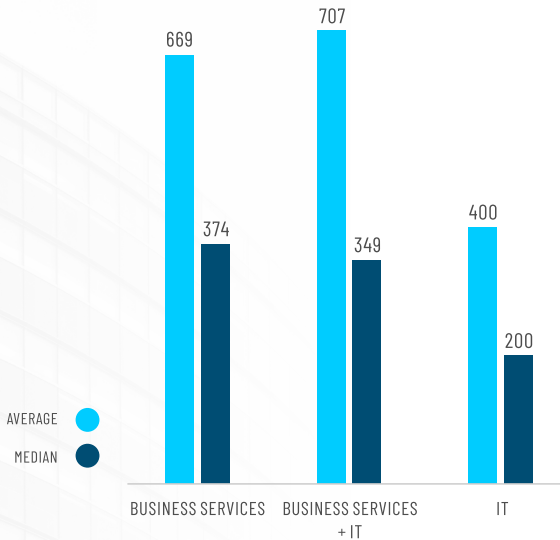
NO CHANGE IN HEADCOUNT



INCREASE IN HEADCOUNT

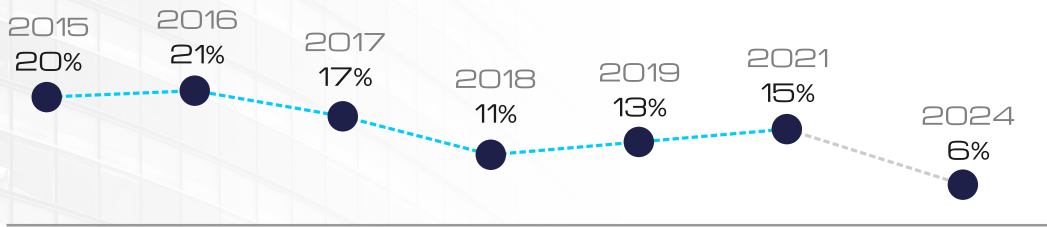


HEADCOUNT
AVERAGE + MEDIAN
PER COMPANY



GROWTH FORECAST

ASPIRE HEADCOUNT TRACKER 2015-2024





ASPIRE

WWW.ASPIRE.ORG.PL